

Power Choke Coil

Japan
Singapore

Series: **PCCN6B**



Industrial Property: Patents 3 (pending)

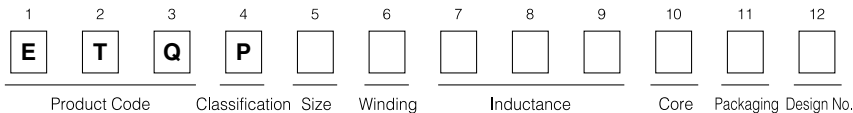
■ Features

- Capable of corresponding big current
(Realization of non-saturation by Dust core)
(Reference : 27 A max.)
- SMD mount is possible
(Thin type (H):6.0 mm (W):12.5 mm (L):12.5 mm)
- Low loss
(Realization by Flat type wire)

■ Recommended Applications

- DC/DC converter for driving PC at high speed
- Thin type on-board power supply module for exchanger(10 W to 40 W)

■ Explanation of Part Numbers



■ Performance Specification Summary

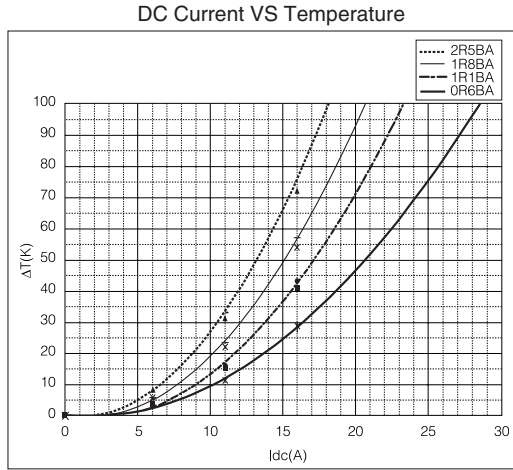
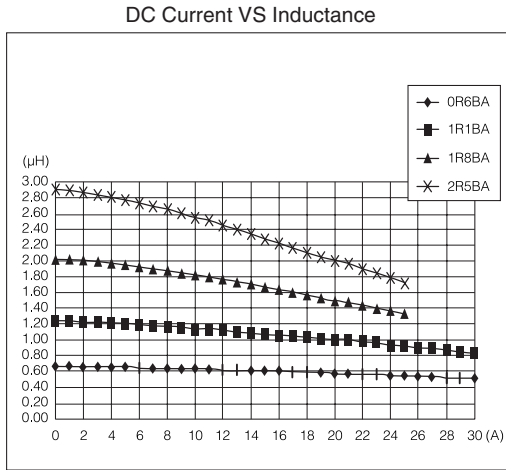
Part Number	Inductance (at 20 °C)					DC (20 °C) resistance
	L1			L2		
	μH	Tol. (%)	Measurement current	μH	Measurement current	mΩ (max.)
ETQP6F0R6BFA	0.58	±20	at 19 A	0.54	at 27 A	
ETQP6F1R1BFA	1.06		at 16 A	0.99	at 22 A	2.24
ETQP6F1R8BFA	1.71		at 14 A	1.50	at 20 A	3.30
ETQP6F2R5BFA	2.45		at 12 A	2.17	at 17 A	4.92

(Note1) Measured Frequency of Inductance is 100 kHz

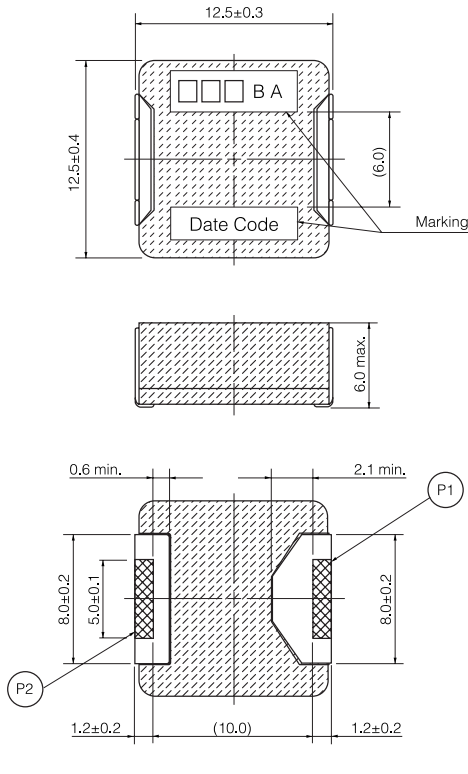
(Note2) The measurement current value of L1 is the actual value of the current at which the temperature of coil becomes 40 K when DC current flows.

NEW

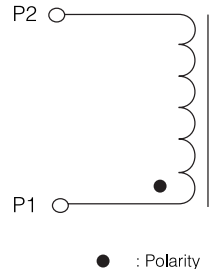
■ Performance Characteristics(Reference)



■ Dimensions in mm (not to scale)



■ Connection



0.05 min. : Clearance between the Terminal face and the core face

0.3 min. : Clearance between the Terminal face and mould resin